

ISSN : 2395-647X

Vol. 4, No. 3, September 2018



# International Journal of Geology and Earth Sciences



[www.ijges.com](http://www.ijges.com)

Email : [info.ijges@gmail.com](mailto:info.ijges@gmail.com) or [editor@ijges.com](mailto:editor@ijges.com)





within Bauchi State. The area lies within latitudes 9°30' E to 11°50' N and longitudes 9°50' E to 11°30' E, and has huge deposits of kaolinite which are mostly mined by local illegal miners.

## GEOLOGIC SETTING

The study area is underlain by the Kerri-Kerri Formation which is the youngest Formation within the Gongola Basin in Nigeria. The sequence is characterized by clays, silts and sandstones. (Maigari *et al.*, 2005). The deposit is a secondary deposit formed as a result of in-situ alteration of igneous rocks (Eze, 2015). It represent Early Tertiary sediments in the Gongola Basin, Nigeria (Dike, 1993).

## MATERIALS AND METHODS

Representative clay samples were collected from different clay rich areas within Bauchi State (Figure 2). The samples were pulverized to 0.07

mm size and packed for XRF and XRD analyses at University of Pretoria, South Africa.

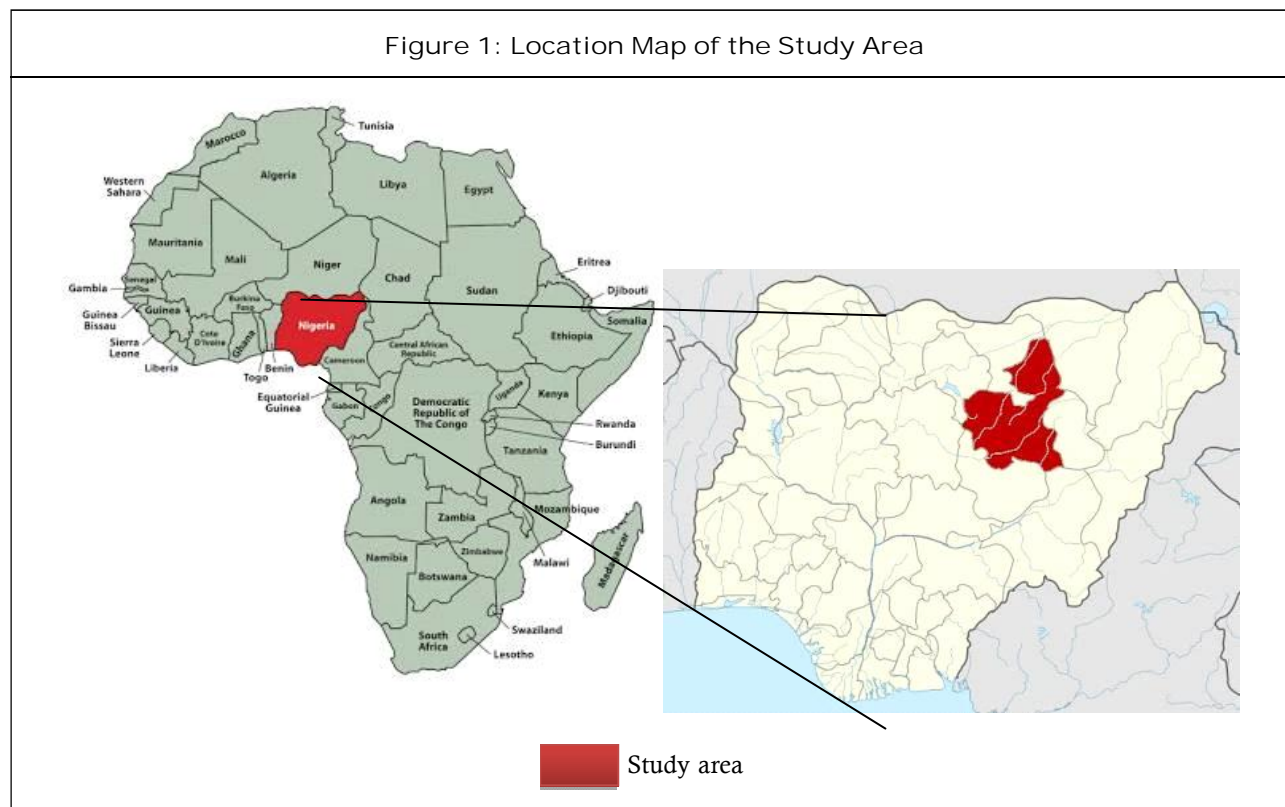
## Chemical Analysis

The samples were dried at 100°C and roasted at 1000 °C to determine Loss on Ignition (LOI) values. 1 g sample was mixed with 6g Lithiumteraborate flux and fused at 1050 °C to make a stable fused glass bead. For trace element analyses the sample was mixed with PVA binder and pressed in an aluminium cup at 10 tons. The Thermo Fisher ARL Perform'X Sequential XRF with OXSAS software was used for the analysis.

## Mineralogical Analysis

The samples were analyzed using a Panalytical X'Pert Pro powder diffractometer in  $\theta-\theta$  configuration with an X'Celerator detector and variable divergence- and fixed receiving slits with Fe filtered Co-K $\alpha$  radiation ( $\lambda = 1.789\text{\AA}$ ). The

Figure 1: Location Map of the Study Area



phases were identified using X'Pert High score plus software.

The relative phase amounts (weight %) were estimated using the Rietveld method (Autoquan Program). Errors are on the 3 sigma level in the column to the right of the amount.

**Physical Analysis**

Atterberg limits (Liquid Limit (LL), Plastic Limit (PL), Plasticity Index (PI) were determined for all the twelve samples using the British method of testing (BS) 1377: Part 2: 1990) at Soil laboratory Civil Engineering Department of the Abubakar Tafawa Balewa University Bauchi.

**RESULTS AND DISCUSSION**

**Mineral Constituents**

The mineralogical analyses as shown in Table 1 and Figures 3, 4 and 5 shows that the clays are predominantly kaolinite, with Papa clays containing 87.34%, Gabarin 46.23%, Alkaleri 81.84%, Kirfi 90.37%, while quartz is the dominant non-clay mineral detected, other non-clay minerals detected include anatase, microcline, muscovite and hematite. When compared with other clays within Nigeria in Table 2, the mineralogy is similar which all have kaolinite as the dominant clay mineral.

Figure 2: Geological Map of the Study Area (Modified from Dike, 1993)

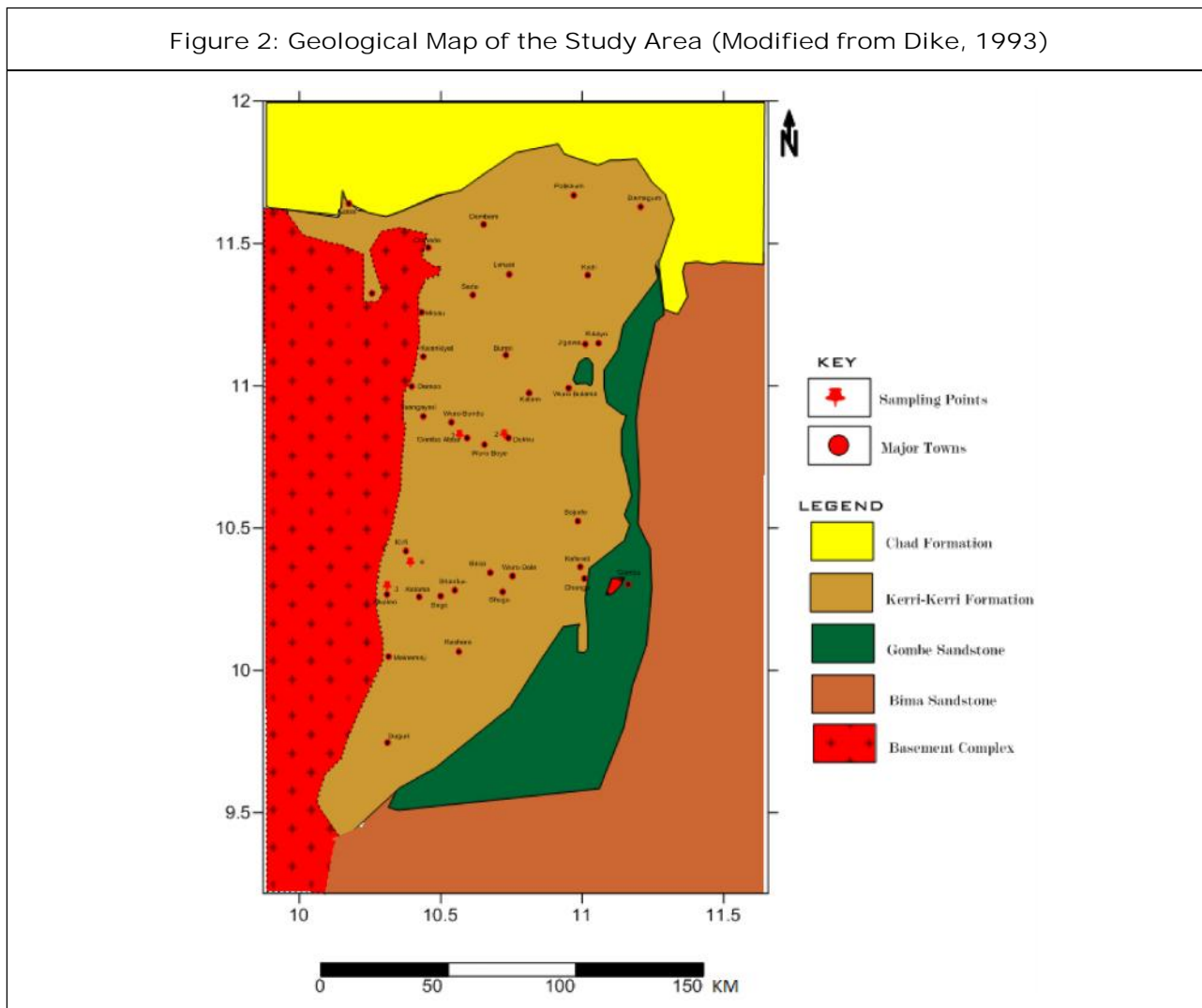


Table 1: Mineral Composition of Samples from Bauchi

Mineral	Papa	Gabarin	Alkaleri	Kirfi
Kaolinite	87.34	48.35	81.84	90.37
Quartz	10.93	37.2	4.75	6.29
Anatase	1.73	-	2.8	3.35
Muscovite	-	-	10.61	-
Microcline	-	6.91	-	-
Hematite	-	7.00	-	-

These clays are therefore kaolinite clays and can be used in different industries which include agriculture, painting, textile, pharmaceuticals, ceramics, refractory bricks, after beneficiation in order to reduce the amount of impurities like quartz.

### Chemical Composition

The chemical compositions of the analyzed clays as shown in Table 3, indicates that silica (SiO<sub>2</sub>)

Table 2: Mineral Composition of Samples from Bauchi Compared with Nigerian Clays

Mineral	Papa	Gabarin	Alkaleri	Kirfi	1	2	3
Kaolinite	87.34	46.35	81.84	90.37	72	63	50
Quartz	10.93	37.2	4.75	6.29	16	21	36
Anatase	1.73	-	2.8	3.35	-	-	-
Muscovite	-	-	10.61	-	7	-	3
Microcline	-	6.91	-	-	-	-	5
Hematite	-	7.00	-	-	-	-	-

Note: 1. Asaba (Okunlola et al., 2014), 2. Ibadan (Okunlola et al., 2014) and 3. Benin (Okunlola et al., 2014).

is the major oxide with value ranging between 47.60% to 49.10%, these range of values are similar when compared with other clays within Nigeria and around the world in Table 4, the high SiO<sub>2</sub> content indicates quartz content, Bain et al. shows that quartz occurs as fine crystal particles in kaolinite, if the quartz is in excess of 50%, then quartz is the main constituent of the clay sample. From the analyzed samples all SiO<sub>2</sub> content is

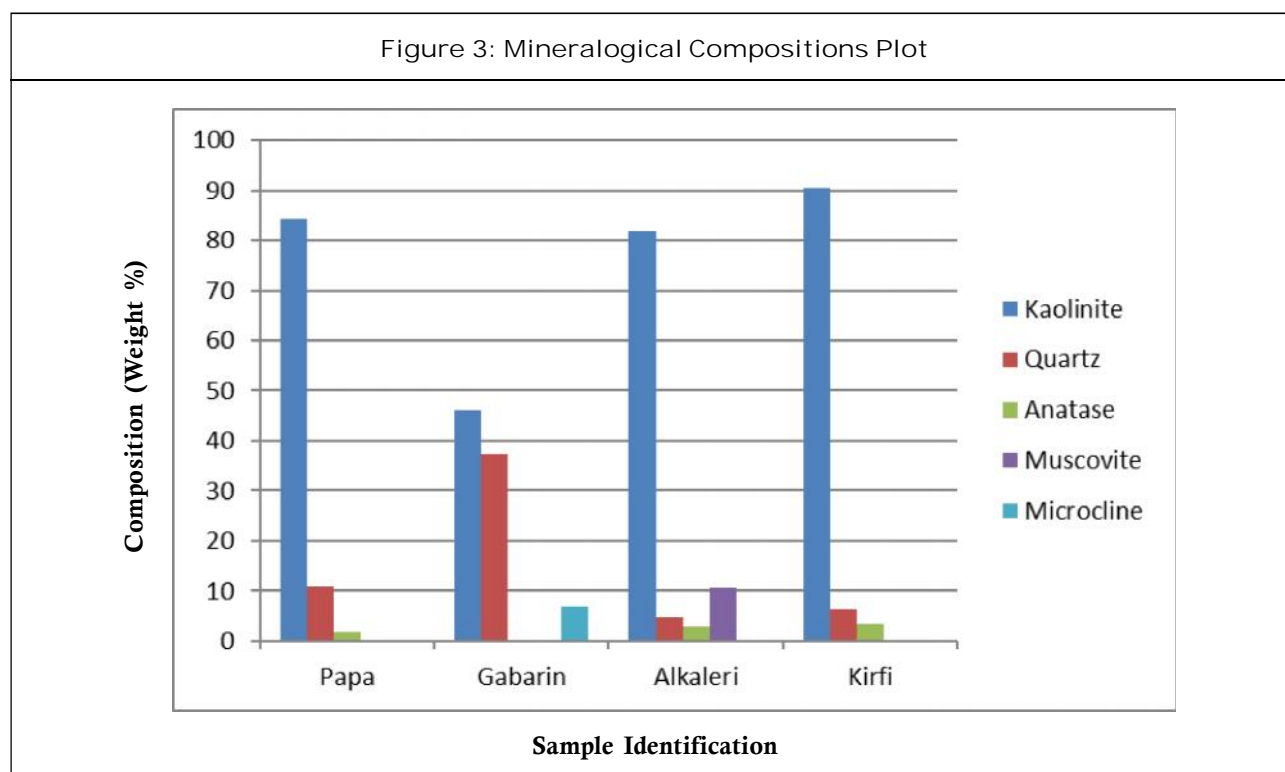


Figure 4: X-Ray Diffraction of Alkaleri Sample

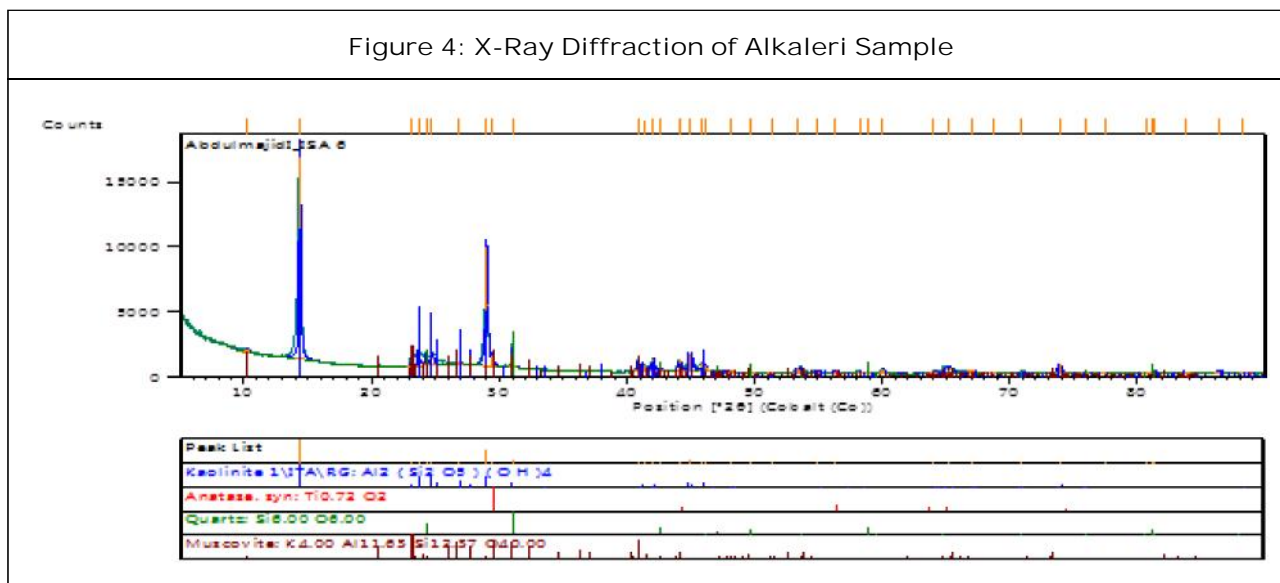
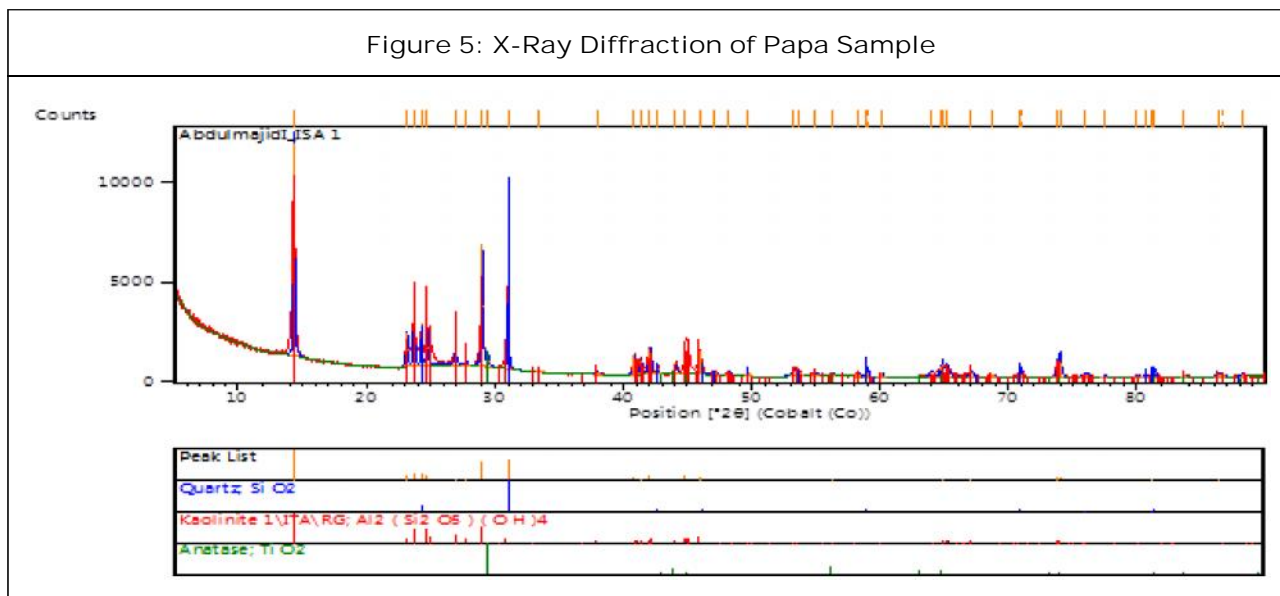


Figure 5: X-Ray Diffraction of Papa Sample



below 50% except sample from Gabarin which has SiO<sub>2</sub> content of 56.20%. Also the alumina (Al<sub>2</sub>O<sub>3</sub>) content ranges between 31.6% to 36.4% which also comparable with other clays within Nigeria and around the world in Table 3. According to Ekosse *et al.*, Al<sub>2</sub>O<sub>3</sub> increases as kaolinization increases and also hydrated clay minerals are formed like kaolinite, from the data sample D from Kirfi has the highest alumina content and the highest kaolinite content while sample B from Gabarin has the lowest alumina content and

hence the lowest kaolinite content as shown in Ttable 1. The presence of Fe<sub>2</sub>O<sub>3</sub> indicates presence of hematite, Fe<sub>2</sub>O<sub>3</sub> content is very low except for sample from Gabarin which has 1.42%, this can also be seen from the XRD analysis, it is the only sample that show the presence of hematite.

The results shows that Fe<sub>2</sub>O<sub>3</sub>, MnO, MgO, CaO, Na<sub>2</sub>O, K<sub>2</sub>O, P<sub>2</sub>O<sub>5</sub>, TiO are in minor amounts and similarly compared with clays within Nigeria and around the world. The low CaO, MgO, K<sub>2</sub>O

Table 3: Chemical Composition of Bauchi Kaolinite

Oxides (%)	A	B	C	D	E
SiO <sub>2</sub>	48.9	56.2	47.6	49.1	48.78
TiO <sub>2</sub>	2.88	2.2	1.72	1.97	2.19
Al <sub>2</sub> O <sub>3</sub>	34.3	23.6	35.4	36.4	34.43
Fe <sub>2</sub> O <sub>3</sub>	0.99	1.42	0.7	0.35	0.78
MnO	0.01	0.01	0.01	0.01	0.01
MgO	0.03	0.05	0.01	0.01	0.03
CaO	0.01	0.04	0.03	0.03	0.03
Na <sub>2</sub> O	0.01	0.01	0.01	0.01	0.01
K <sub>2</sub> O	0.06	0.19	0.16	0.06	0.12
P <sub>2</sub> O <sub>5</sub>	0.07	0.09	0.06	0.02	0.06
LOI	12.6	8.25	13.1	12.8	11.69

Note: A. Papa, B. Gabarin, C. Alkaleri, D. Kirfi and E. Average.

and Na<sub>2</sub>O shows that the clays are not expansive. Also when compared with other industrial specifications in Table 5, all the clays can be used for agricultural purposes, ceramic industry and textile industry, while the kaolinite

Table 4: Average Chemical Composition of Bauchi Kaolinite Compared with Previous Research Works

Oxides (%)	A	B	C	D	E	F	G	H
SiO <sub>2</sub>	48.8	44.98	58.69	49.88	45.47	46.77	46.55	48.78
Al <sub>2</sub> O <sub>3</sub>	34.4	37.54	21.89	37.65	38.45	37.79	39.49	34.43
Fe <sub>2</sub> O <sub>3</sub>	0.78	2.35	2.74	0.88	0.75	0.36	-	1.53
MnO	0.01	0.007	-	-	-	-	-	0.01
MgO	0.03	1.72	0.22	0.13	0.05	0.24	-	0.03
CaO	0.03	0.92	1.51	0.03	-	0.13	-	0.03
Na <sub>2</sub> O	0.01	0.19	0.66	0.21	-	0.05	-	0.01
K <sub>2</sub> O	0.12	1.01	0.79	1.6	0.06	1.49	-	0.12
Ti <sub>2</sub> O <sub>2</sub>	2.19	1.42	0.92	0.09	0.1	0.02	-	2.19
P <sub>2</sub> O <sub>5</sub>	0.06	-	-	-	-	-	-	0.06

Note: A = Bauchi kaolin (this study), B = Ibadan kaolin (Emofurieta), C = Ilorin (Olusola et al., 2014), D = China clay (Huber, 1985), E = Florida Non-active kaolinite (Huber, 1985), F = UK kaolin (Aref and Lei, 2009), G = Ideal kaolin (Aref and Lei, 2009).

clays are not favorable for use in pharmaceuticals and refractory bricks, because of high amount of impurities. However, these impurities can be removed by using various techniques of

Table 5: Chemical Composition of Bauchi Kaolinite Compared with Some Industrial Specifications

Oxides (%)	I	II	III	IV	V	VI	VII	VIII
SiO <sub>2</sub>	48.78	49.88	48.67	67.5	47	51.7	45	46.07
Al <sub>2</sub> O <sub>3</sub>	34.43	37.65	19.45	26.5	40	25-44	38.1	38.07
Fe <sub>2</sub> O <sub>3</sub>	0.78	0.88	2.7	0.50-1.20	-	0.5-1.20	0.6	0.33
MnO	0.01	-	-	-	-	-	-	-
MgO	0.03	0.13	8.5	0.10-0.19	-	0.2-0.7	-	0.13
CaO	0.03	0.03	15.85	0.18-0.30	-	0.1-0.2	-	0.03
Na <sub>2</sub> O	0.01	0.21	2.76	1.20-1.50	-	0.8-3.5	-	0.27
K <sub>2</sub> O	0.12	1.6	2.76	1.10-3.10	-	-	-	0.43
TiO	2.19	0.09	-	-	-	-	1.7	0.5
P <sub>2</sub> O <sub>5</sub>	0.06	-	-	-	-	-	-	-

Note: I. Bauchi clays (This study), II. Agriculture (Huber, 1985), III. Brick clay (Murry, 1963), IV. Ceramic (Singer and Sonja, 1971), V. Pharmaceutical (Todd, 1973), VI. Refractory Brick (Parker, 1967), VII. Textile and VIII. Fertilizer (NAFCON, 1985).

Figure 6: Plasticity Classification Chart (After Casagrande, 1932)

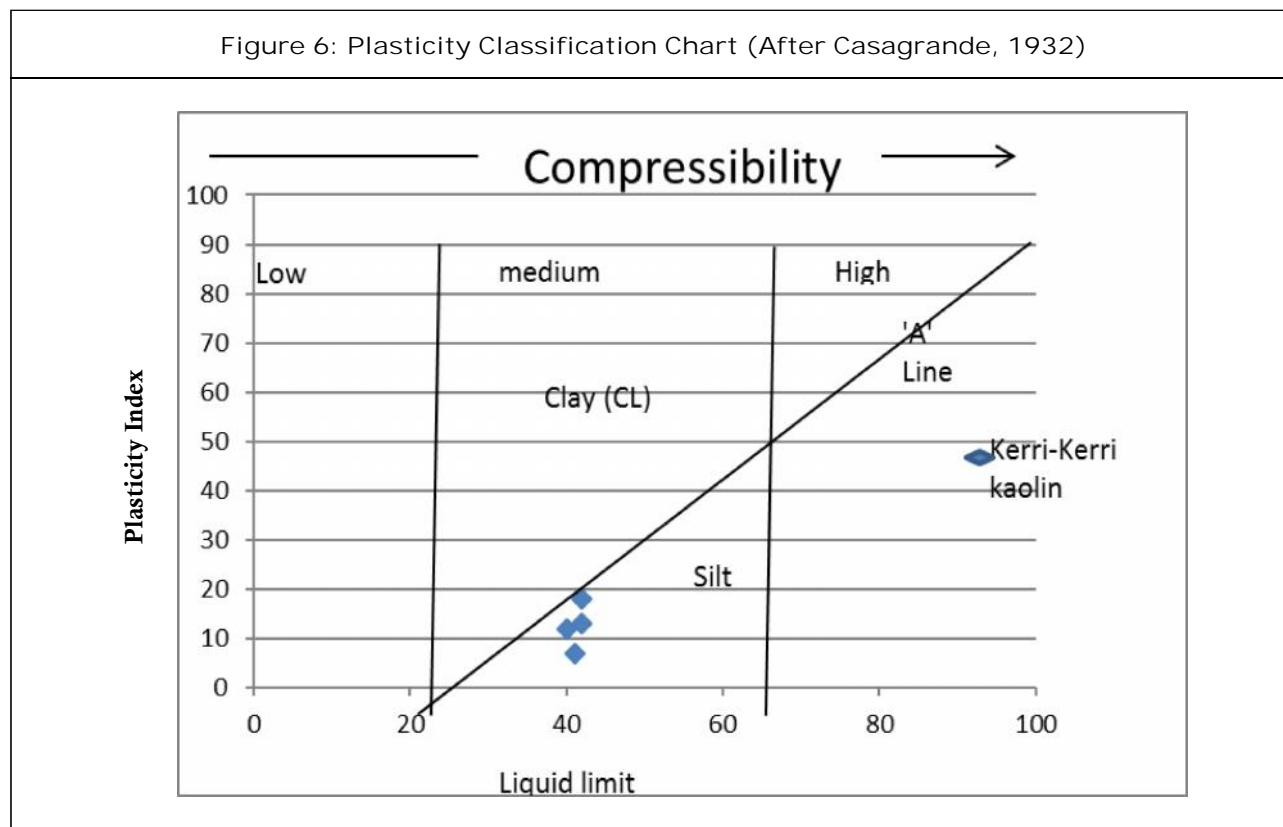


Table 6: The Atterberg Limits and Linear Shrinkage of Kerri-Kerri Kaolin

Sample Number	Plasticity (%)			Linear Shrinkage (%)
	LL	PL	PI	
Alkaleri	42	24	18	95
Kirfi	40	28	12	95.7
Papa	42	29	13	95
Gabarin	41	34	7	22.6

beneficiation, like sieving, leaching and magnetic separation.

**Physical Properties**

The liquid limit is the moisture content in which clay begins to behave as liquid and start flowing. According to Dondiet *et al.* (2008) ceramic kaolin should have at least 49.4% liquid limit. From Table 6 all the samples have liquid limit between 40-42%, which is within the range of ceramic

application. High liquid limit indicate high clay content, which is a good characteristic for ceramic kaolin. Plastic limit is the minimum moisture content in which clay starts crumbling when rolled into a thin thread. The plastic limit ranges between 24-34%, this is within the range plastic limit of ceramic application. Plasticity index is the range of moisture content in which clay behaves plastically. It shows how clay changes its shape without rupturing when water is added. From the plasticity classification chart in figure 6 all the samples fall within medium plasticity and below the A line, this indicates the samples are clays with high silt content which can be reduced by beneficiation.

**CONCLUSION**

The mineralogical, chemical composition and physical properties of Bauchi clays was evaluated in order to find their possible



application in various industries. It was determined that the clays are kaolinitic with quartz as the dominant non clay mineral, the clays also have high SiO<sub>2</sub> and Al<sub>2</sub>O<sub>3</sub> with low Ca, Mg, Na and K. After comparison with various industrial standards, the abundance of kaolinite, low Fe<sub>2</sub>O<sub>3</sub> and TiO<sub>2</sub> the kaolinite clays of Bauchi were found to be useful in agriculture, painting, brick making, ceramics and paper industry with beneficiation were necessary.

## ACKNOWLEDGMENT

The authors are grateful to Civil Engineering department ATBU Bauchi and University of Pretoria, South Africa for conducting the physical and chemical analysis respectively.

## REFERENCES

1. Abel O T, Oladimeji LA and Oluwatoyin O A (2012), "Compositional Features and Industrial Application of Ikere Kaolinite, Southwestern Nigeria", *Research Journal in Engineering and Applied Sciences*, Vol. 1, No. 5, pp. 327-333.
2. Akhirevbulu O E, Amadasun C V O, Ogunbajo M I and Ujuanbi O (2010), "The Geology and Mineralogy of Clay Occurances Around Kutigi Central Bida Basin, Nigeria", *Ethiopian Journal of Environmental Studies and Management*, Vol. 3, No. 3, pp. 49-56.
3. Alexander M (1977), "Introduction to Soil Microbiology", John Wiley and Sons, New York.
4. Aref AA and Lei R X (2009), "Characterization and Evaluation of Alga of Kaolin Deposits of Yemen for Industrial Application", *American J. of Engineering and Applied Sciences*, Vol. 2, No. 2, pp. 292-296.
5. Cassagrande A (1948), "Classification and Identification of Soil", *Trans-American Society of Civil Engineer*, p. 113.
6. Dike E F C (1993), "Stratigraphy and Structure of the Kerri-Kerri Formation Basin, N.E. Nigeria", *Journal of Mining and Geology*, Vol. 29, pp. 77-93.
7. Ekosse G E and Ngole V (2012), "Mineralogy, Geochemistry and Provenance of Geophatic Clays from Swizaland", *Applied Clay Science*, Vol. 57, pp. 25-31.
8. Emofurieta W O, Kayode AA and Coker SA (1992), "Mineralogy, Geochemical and Economic Evaluation of the Kaolin Deposits Near Ubulu-Uku, Awo-Omama and Buem in Southern Nigeria", *Journal of Mining and Geology*, Vol. 28, pp. 211-220.
9. Eze C L (2015), "Geological Investigation of Alkali Kaolin Deposits, Bauchi State, Nigeira and the Assessment of its Ceramic Properties", *Journal of Emerging Trends in Engineering and Applied Sciences*, Vol. 5, pp. 346-352.
10. Grim R E (1985), "The Constitution of Various Ceramic Clays", *Journal of American Ceramic Society*, Vol. 19, pp. 307-315.
11. Huber J M (1985), "Kaolin Clays", p. 85, Publ. Huber Corporation (Clay Division) Georgia, USA.
12. Maigari A S, Obaje N G, Haruna A I and Isa M T (2005), "Mineralogy and Geochemistry of Some Clays of the Kerri-Kerri Formation in the Upper Benue Trough, North-Eastern Nigeria", *Research Journal of Science*, Vol. 11, pp. 17-30.
13. Mark U and Onyemaobi O O (2009), "Assessment of the Industrial Potentials of

- Some Nigerian Kaolinite Clay Deposits”, *Inter. Res. Jour. in Engr. Sc. & Tech. (IREJEST)*, Vol. 6, pp. 77-84.
14. NAFCON (1985), “Tender Document for the Supply of Kaolin from Nigerian Sources”, p. 35, National Fertilizer Company of Nigeria Publication.
  15. Olusola J O, Suraj A A, Temitope M A and Aminat O A (2011), “Sedimentological and Geochemical Studies of Maastrichtian Clays in Bida Basin, Nigeria: Implication for Resource Potential”, *Centrepont Journal (Science Edition)*, Vol. 17, pp. 71-88.
  16. Parker S K (1967), “Material Data Book for Engineering and Scientist”, p. 283, McGraw Hill Book Co., New York.
  17. Singer A and Stoffel P (1980), “Clay Mineral Diagenesis in Two East African Lake Sediment”, *Clay Minerals*, Vol. 15, No. 3, pp. 291-307.
  18. Singer F and Sonja S S (1971), “Industrial Ceramics”, pp. 18-56, Publ. Chapman & Hall, London.



## **International Journal of Geology and Earth Sciences**

**Hyderabad, INDIA. Ph: +91-09441351700, 09059645577**

**E-mail: [info.ijges@gmail.com](mailto:info.ijges@gmail.com) or [editor@ijges.com](mailto:editor@ijges.com)**

**Website: [www.ijges.com](http://www.ijges.com)**

